


EMOTIONAL EQUILIBRIUM THE ART OF EMOTIONAL BALANCE: SELF-REGULATION FOR A CALMER MIND



Navigating Your Emotional Waves: A Guided
Workbook to Mental Wellness and Emotional Mastery
with Cognitive Behavioral Therapy





STEP 1: IDENTIFY YOUR EMOTION AND UNDERSTAND ITS SOURCE

1. Pinpoint Your Emotion:

Let's get to the heart of how you're feeling. Kick things off by identifying the emotion that you're feeling. Take a short break to really tune into your current mood. Which emotions are surfacing for you right now? Make a list of them.

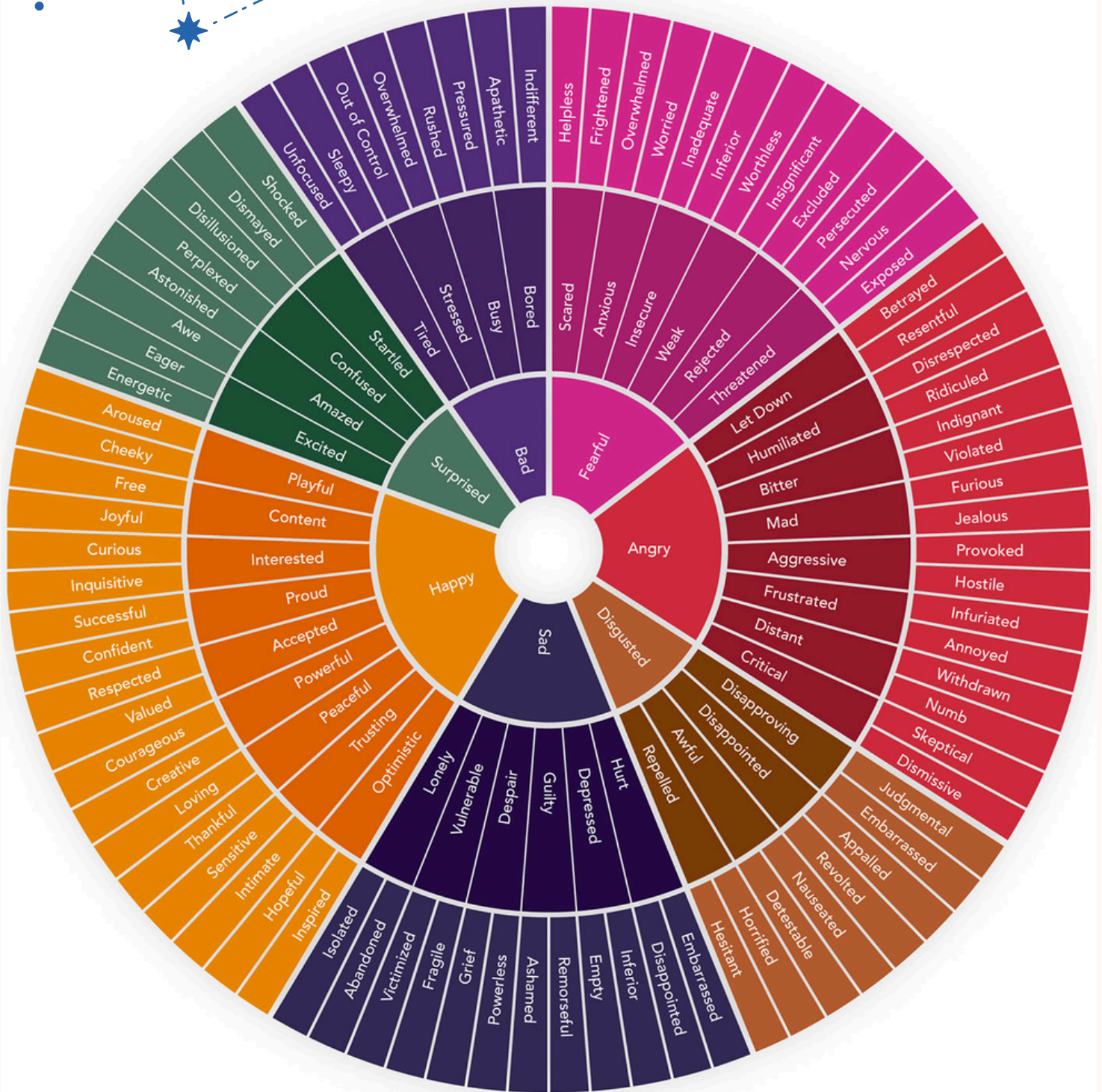
Having a tough time figuring out exactly what you're feeling? No worries—flip to the emotions wheel provided in our workbook. It's a great tool to help you start with broad, basic emotions and gradually narrow down to more specific feelings. Remember, there's no wrong way to navigate your emotions; the important thing is getting to know the particular emotions you're dealing with. Our mood chart also offers a list of common emotions for you to consider.


2. Identify the Trigger:

Now, let's dig a little deeper and find out what caused these feelings. Detail the event or interaction that led to your emotional state. Focus on specifics. Was there a particular incident that triggered you to feel that way? A conversation with a customer or colleague that didn't go as planned? Reflect on what occurred.

Understanding our emotions and their triggers is key, especially in the dynamic environment of a dispensary. This knowledge helps us navigate our workdays more smoothly, ensuring we provide the best experience for our customers while taking care of our well-being. Let's explore your emotional landscape together.

REMEMBER, IT'S ESSENTIAL TO UNDERSTAND THAT EMOTIONS AREN'T INHERENTLY 'GOOD' OR 'BAD.' THEY SERVE AS INDICATORS, MESSAGES FROM OUR BRAIN AND BODY, GUIDING US TO RECOGNIZE OUR NEEDS AND ALERTING US WHEN SOMETHING ISN'T QUITE RIGHT.

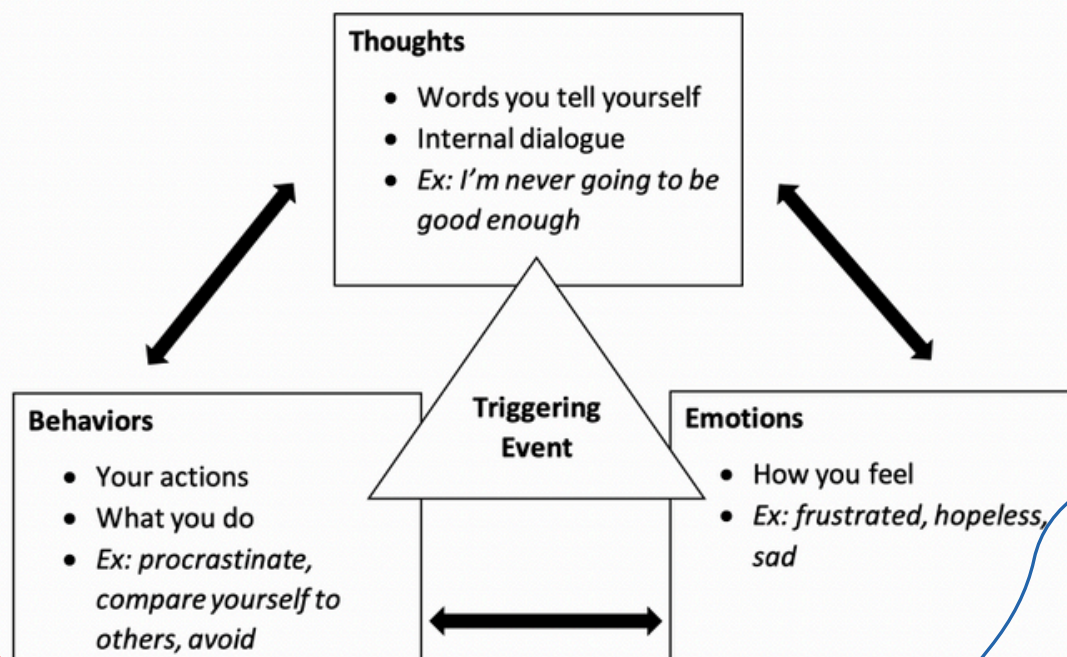





STEP 2: UNDERSTANDING THAT EMOTIONS CONNECT TO THOUGHTS

Your perception of an event greatly shapes your emotional response and subsequent actions. This principle forms the core of cognitive behavioral theory. Aim to pinpoint the thoughts tied to your emotions. These thoughts typically surface instinctively as you encounter the emotion, often lurking beneath your conscious awareness. By reflecting on the situation and your feelings, you can uncover these underlying thoughts. Aim to document two to five such thoughts.

If you're dealing with challenging emotions like anger, sadness, or insecurity, focus initially on the thoughts that are most troubling to you, the ones that seem to have sparked your current feelings. If the emotions are more on the positive side, simply note any thoughts that arise. As you jot down your thoughts, prioritize honesty with yourself and your emotions.





FEELING TO HEAL

Navigating emotions can be like sailing on calm seas or facing stormy weather. We can't control every wave, but we can learn how to manage our feelings effectively. This skill is incredibly valuable, acting like a personal toolkit for dealing with the ups and downs of life. Improving how we handle emotions has many benefits. It can help us focus on our goals, boost our confidence, and make our relationships stronger. It also helps us avoid making situations worse or doing things we might regret later. Instead, we can respond thoughtfully and clearly. In this online form, we're going to explore emotional regulation and give you practical tips to get better at it. Using this workbook is a way to reflect on your feelings, understand what's causing them, and come up with plans to deal with them effectively. Making this a regular practice can help you get to know your emotions better and find more balance in your life. Remember, learning to manage your emotions takes time and practice, especially if this is new to you. Be patient and kind to yourself as you work on these skills. Let's get started on learning how to handle our emotions more smoothly and with greater awareness



STEP 3: MOOD JOURNALING FOR PATTERN RECOGNITION

Understanding Behavioral Responses to Emotions

Gaining insight into our typical behavioral responses to emotions can reveal how we handle stress and challenges. Reflecting on these responses helps us navigate difficult emotions more effectively.

Reflect and Write:


1. Identify Your Typical Responses:

- When faced with stress or challenging emotions, how do you tend to react? Common responses include withdrawing, lashing out, anxiously trying to fix things, or engaging in other specific behaviors.
- Record these typical responses for future reference.

2. Compare Past Reactions:

- Think of a time when you were in a similar situation. Write down how you actually reacted.
- Compare your intended behavior with your actual behavior to identify any discrepancies.

3. Mood Journaling:

- By consistently tracking your moods and reactions, you'll begin to notice patterns in your behaviors.
 - This self-awareness is crucial for responding to similar situations with greater emotional intelligence.
- 



STEP 4: CHALLENGING UNHELPFUL THOUGHTS

Common Stress Responses:

- Fawn: Pleasing others to avoid conflict, often neglecting your own needs.
- Freeze: Feeling immobilized or paralyzed by stress, leading to inertia.
- Fight: Reacting aggressively to assert dominance or defend oneself.
- Flight: Escaping or avoiding the source of stress by distancing oneself.

Identifying and Challenging Unhelpful Thoughts:

To regulate emotions effectively, especially during times of overwhelm, it's important to challenge unhelpful thoughts.

- Note Your Thoughts:
 - Write down thoughts associated with your feelings, particularly those that are overwhelming or distressing.
- Challenge a Specific Thought:
 - Select one thought that significantly impacts your emotions.
 - Challenge this thought by looking for factual evidence that supports it, avoiding assumptions or beliefs.
 - Seek evidence that contradicts this thought, focusing again on factual information.
- Re-evaluate Your Thought:
 - This process may reveal that your initial thought is a cognitive distortion, rooted in biased perspectives or thinking patterns.
 - Alternatively, you may find your thought is valid, and your feelings are warranted.

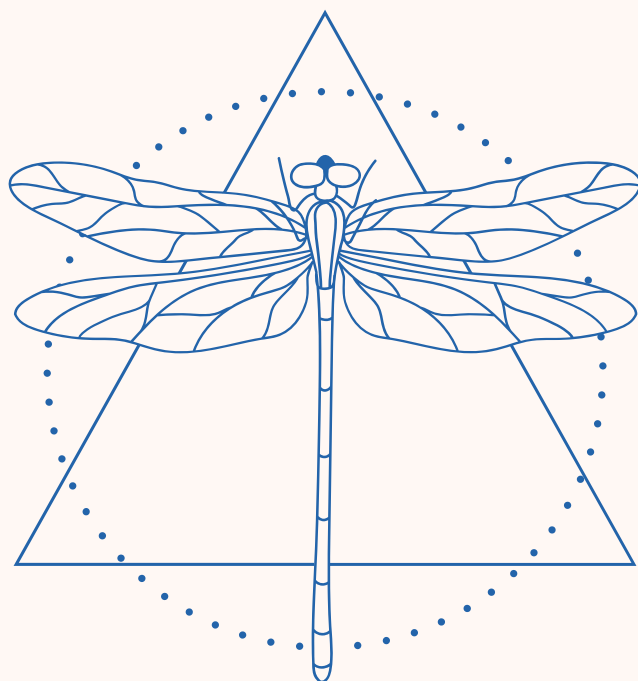
By following this structured approach, you can enhance your emotional intelligence and manage stress more effectively.

COGNITIVE DISTORTIONS

Cognitive distortions are exaggerated or irrational thought patterns that are believed to perpetuate the effects of psychopathological states, such as depression and anxiety. These thoughts can amplify negative feelings, worsen distress, and lower self-esteem.

Solution: Becoming aware of and intentionally reframing these thoughts into more realistic and balanced ones is crucial. This involves considering alternative viewpoints and evidence.

Process: Identifying your cognitive distortions is the first step. It's common to recognize certain thoughts aligning with one or more distortions. With practice, identifying these patterns becomes easier, helping you to quickly adjust your thinking towards more positive outcomes.



11 COMMON COGNITIVE DISTORTIONS AND EXAMPLES

- Emotional Reasoning: Trusting feelings over facts.
- Labeling: Assigning definitive labels hastily.
- Magnification/Minimization: Blowing negatives out of proportion or understating positives.
- Mental Filter/Tunnel Vision: Focusing only on the negatives.
- Mind Reading: Assuming you know others' thoughts without evidence.
- Overgeneralization: Making broad conclusions from a single event.
- Personalization: Believing others' actions are always about you.
- "Should" and "Must" Statements: Imposing inflexible demands on yourself or others.
- Catastrophizing: Expecting the worst-case scenario.
- Discounting the Positive: Ignoring or trivializing positive experiences.
- Fortune Telling: Predicting negative outcomes without basis.
- Impact: These distortions can deeply affect our thoughts, feelings, and behaviors. By recognizing and addressing them, we can develop a healthier and more realistic view of ourselves and the world.

REFRAMING THOUGHTS FOR EMOTIONAL WELL-BEING

- **Goal:** Replace negative thoughts with realistic or positive ones.
- **Strategy:** Consider alternative perspectives. Reflect if your initial reaction was fitting or if there could have been a different approach.

Creating Action Plans

- **For Controllable Situations:** If an issue is within your influence, plan steps to address it. Example: If a comment from your partner was hurtful, discuss it openly to set boundaries.
- **Control vs. Agency:** Understand what you can't control, like others' remarks, but recognize your control over your reactions and what behavior you accept.

Coping with Uncontrollable Circumstances

- **Develop Coping Strategies:** When facing situations beyond your control, find ways to lessen the discomfort. Ideas include socializing, short walks, or breathing exercises.
- **Monitor Emotional Impact:** Observe any changes in your feelings after employing coping mechanisms, especially any decrease in emotional intensity.

Maintaining Emotional Balance

- **Goal:** It's not about finding a fix for every trigger but managing not to be overwhelmed by emotions or react impulsively.
- **Approach:** Thoughtfully respond to situations by exploring different viewpoints and knowing when to let go, thus maintaining your sense of control.

Guidance for Regulating Your Nervous System

- **Next Steps:** The following suggestions aim to help regulate your nervous system according to the emotions you're facing. While they might not perfectly fit every situation, they're a good starting point for fostering emotional well-being.

COPING FEELING EMOTIONS

When Feeling Angry

- **Pause and Reflect:** Allow time to cool off before responding to avoid impulsive reactions.
- **Channel Anger Productively:** Make a list of tasks and tackle them one by one, using your anger as motivation.

When Feeling Discouraged

- **Recognize Your Value:** Remind yourself of your strengths and capabilities to counter self-doubt.
- **Validate and Move Forward:** Accept your feelings but resolve not to be consumed by them, recognizing this as a temporary state.

When Feeling Overwhelmed

- **Focus on What You Can Control:** Break tasks into smaller steps and concentrate on actionable items.
- **Celebrate Progress:** Reflect on how far you've come, acknowledging your growth and achievements.

When Feeling Rejected

- **See Rejection as Redirection:** View rejection as an opportunity for growth and new possibilities.
- **Embrace Resilience:** Validate your feelings while maintaining your determination not to be overwhelmed by them.

When Feeling Insecure

- **Acknowledge Your Strengths:** Focus on your achievements and take small steps towards self-improvement.
- **Accept and Push Through:** Recognize your emotions but don't let them define you, emphasizing resilience.

When Feeling Stressed

- **Practice Mindfulness:** Use deep breathing or other mindfulness techniques to stay present and reduce stress.
- **Prioritize Tasks:** Organize tasks by importance and focus on completing them sequentially.

When Feeling Anxious

- **Engage in Mindfulness:** Apply techniques like deep breathing to calm your mind and body.
- **Indulge in Joy:** Allow yourself to feel your emotions and do something enjoyable as a form of self-care.

When Feeling Not Good Enough

- **Affirm Your Worth:** Counter negative thoughts by reminding yourself of your value and taking action despite doubts.
- **Validate Your Feelings:** Recognize and accept your feelings without allowing them to overwhelm you.

When Feeling Lonely

- **Connect with Loved Ones:** Use technology or personal meetings to reach out to friends or family for support.
- **Seek External Support:** Don't hesitate to talk to mentors, professionals, or supportive individuals.

When Feeling Down

- **Prioritize Self-Care:** Focus on activities that nurture your well-being and allow space to process your emotions.
- **Take the Time You Need:** Respect your healing process and avoid rushing through your emotions.

These strategies offer targeted approaches to managing and understanding your emotions, promoting a healthier emotional state and well-being.

REFRAMING THOUGHTS FOR EMOTIONAL WELL-BEING

- STEP 1: Identify Emotion & Root Cause

Label Your Emotion: Use an emotion wheel to accurately name what you're feeling. Analyze the Trigger: Reflect on the event that sparked these emotions. Consider the location, the interactions, and your observations.

- STEP 2: Recognize Linked Thoughts Connect Thoughts and Emotions

Identify thoughts that accompany your feelings, such as doubts about your capabilities or concerns about being valued by others. Impact on Well-being: Understand how these thoughts can influence your happiness and self-esteem. It's important to address them to maintain a positive outlook.

- STEP 3: Understand the Behavior Desired Reaction:

Note how you wanted to respond when you felt this emotion. This could range from withdrawing to confronting the situation. Actual Reaction: Record what you did in response to your feelings. This could be the same as or different from your initial impulse.

- STEP 4: Challenge Your Perspective and Test Your Belief:

Assess the accuracy of your thoughts. Look for evidence supporting or refuting them. Seek Alternative Views: Consider what advice you'd give a friend in a similar situation. This can help you see things from a different angle.

- STEP 5: Regulate Your Response Reframe the Situation:

Explore other explanations for the event. Determine if your reaction involves cognitive distortions and identify them. Control and Acceptance: Decide if the situation is within your control. If it isn't, consider how you can accept it or what actions you can take to set boundaries or adapt. this page specifically


COGNITIVE RESTRUCTURING



Reducing Stress and Regulate your Nervous System by Changing Your Thinking


STEP 1: Identify the Emotion

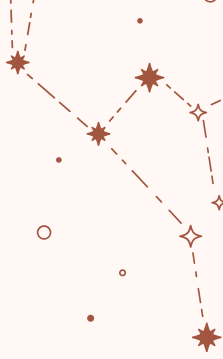
Understanding the on your current emotional state and label the emotions you're experiencing by using the emotion wheel



STEP 2: Recognize Linked Thoughts Connect Thoughts and Emotions

Describe how you felt in the situation, and how you're feeling now.






STEP 3: Understand the Behavior Desired Reaction:

Make a list of your automatic thoughts in response to the situation.





STEP 4: Challenge Your Perspective and Test Your Belief

Write down any evidence you can find that supports the automatic thoughts and any evidence that contradicts the thought.



STEP 5: Regulate Your Response Reframe the Situation

Take a moment to assess your mood. Do you feel better about the situation? Is there any action you need to take? Write down your present mood, along with any further steps that you need to take.




COGNITIVE RESTRUCTURING



Reducing Stress and Regulate your Nervous System by Changing Your Thinking


STEP 1: Identify the Emotion

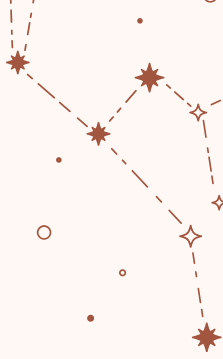
Understanding the on your current emotional state and label the emotions you're experiencing by using the emotion wheel



STEP 2: Recognize Linked Thoughts Connect Thoughts and Emotions

Describe how you felt in the situation, and how you're feeling now.






STEP 3: Understand the Behavior Desired Reaction:

Make a list of your automatic thoughts in response to the situation.





STEP 4: Challenge Your Perspective and Test Your Belief

Write down any evidence you can find that supports the automatic thoughts and any evidence that contradicts the thought.



STEP 5: Regulate Your Response Reframe the Situation

Take a moment to assess your mood. Do you feel better about the situation? Is there any action you need to take? Write down your present mood, along with any further steps that you need to take.




COGNITIVE RESTRUCTURING



Reducing Stress and Regulate your Nervous System by Changing Your Thinking


STEP 1: Identify the Emotion


Understanding the on your current emotional state and label the emotions you're experiencing by using the emotion wheel



STEP 2: Recognize Linked Thoughts Connect Thoughts and Emotions

Describe how you felt in the situation, and how you're feeling now.






STEP 3: Understand the Behavior Desired Reaction:

Make a list of your automatic thoughts in response to the situation.





STEP 4: Challenge Your Perspective and Test Your Belief

Write down any evidence you can find that supports the automatic thoughts and any evidence that contradicts the thought.



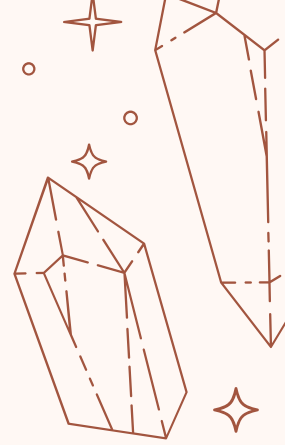
STEP 5: Regulate Your Response Reframe the Situation

Take a moment to assess your mood. Do you feel better about the situation? Is there any action you need to take? Write down your present mood, along with any further steps that you need to take.



Understanding the trigger

Try to fill in something of your own experience. You may begin to understand your difficulties a little better. Particularly what patterns may exist and how things interact.



Situation

Feelings

Thoughts

Physical Symptoms

Behaviours



Understanding the trigger

Try to fill in something of your own experience. You may begin to understand your difficulties a little better. Particularly what patterns may exist and how things interact.



Situation

Feelings

Thoughts

Physical Symptoms

Behaviours





THANK YOU

Navigating the vast seas of our emotions can be daunting, but armed with the right strategies and a deeper understanding of ourselves, we emerge more capable, resilient, and emotionally balanced. The steps laid out in this workbook—from identifying emotions and their triggers to challenging our perspectives and regulating our responses—serve as a beacon, guiding us toward emotional equilibrium. These strategies are not merely exercises but are life skills that enhance our mental wellness and emotional mastery. Remember, emotional regulation is an ongoing process. It's about progress, not perfection. Each step taken is a step toward understanding ourselves better, managing stress effectively, and navigating life's challenges with grace and resilience. We've learned to harness the power of reflection, to recognize the thoughts linked to our emotions, and to understand the behaviors these feelings incite. More importantly, we've discovered the strength in challenging our perspectives and the importance of regulating our responses for our well-being. In the grand tapestry of life, emotions color our experiences, shape our perceptions, and influence our actions. By mastering the art of emotional regulation, we not only enhance our personal growth and relationships but also cultivate a life of harmony and well-being. Let this workbook be a resource you return to, a companion on your journey toward emotional mastery. As you continue to grow and evolve, remember the power lies within you—to feel deeply, to understand profoundly, and to navigate your emotional seas with confidence and skill. Thank you for embarking on this journey of self-discovery and emotional growth. Here's to navigating our emotions with insight and resilience. You are now free to do whatever your heart desires, there are no limits. For more information on Allay Mind Labs, visit www.allaymindlabs.com

